
MONTHLY KEY PERFORMANCE INDICATORS

APRIL 2024



RETAIL RELATED REVENUES - SALES TAX, HOME RULE SALES TAX AND LOCAL USE TAX COMBINED



January 2024

\$1,872,811

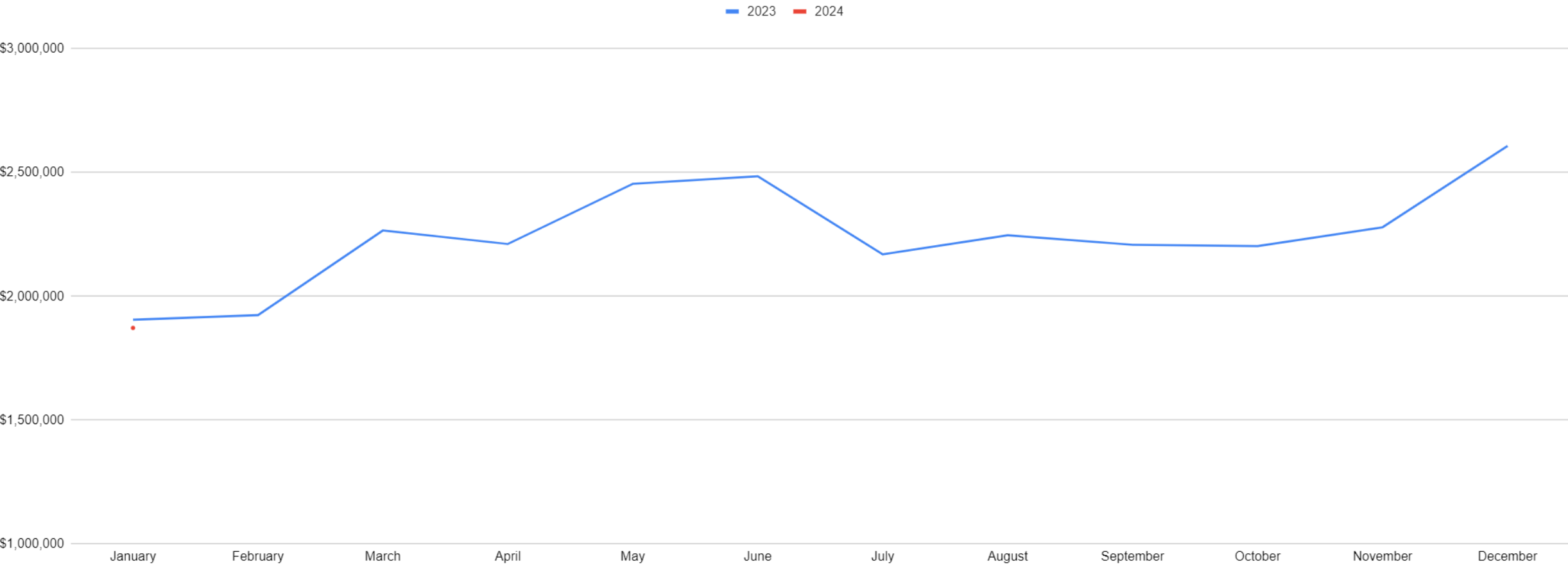
VS 2023

-1.73%



Retail Related Revenues 2023 - 2024

Sales, Home Rule and Local Use Taxes Combined



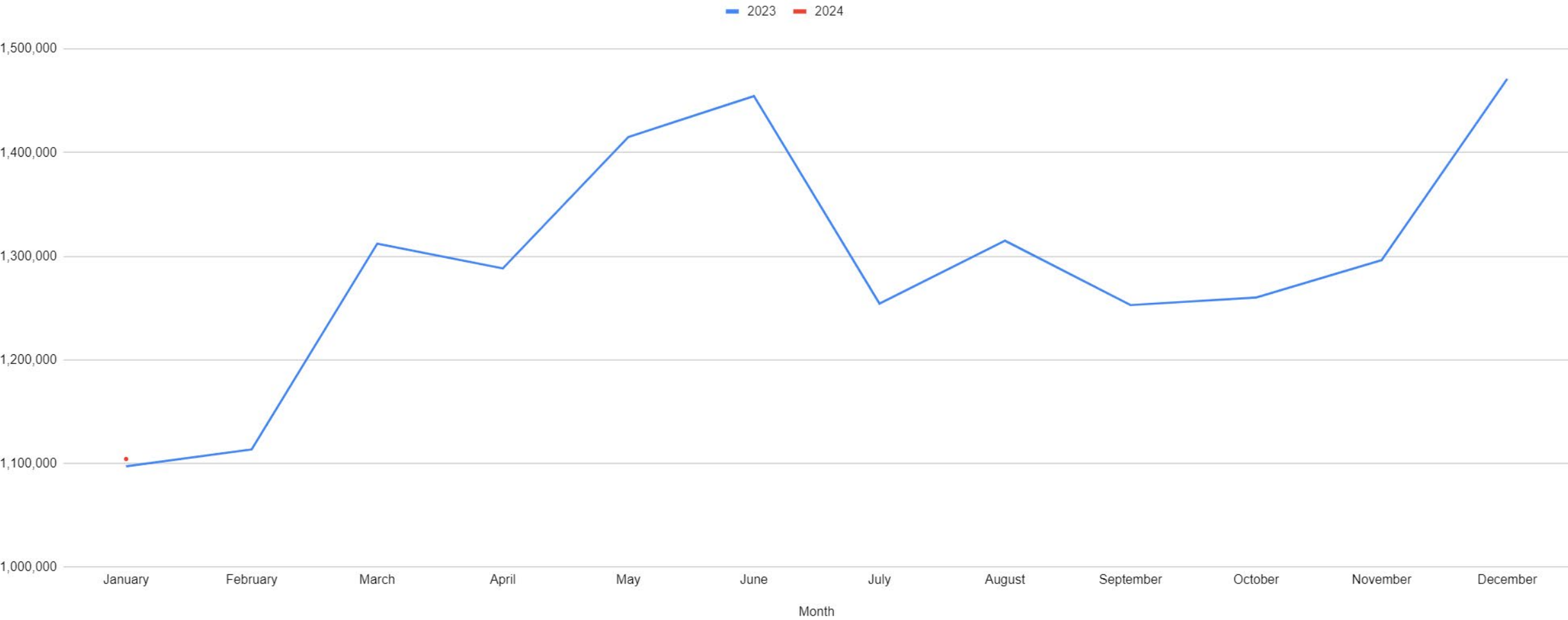
Retail Related Revenues - Sales Tax, Home Rule Sales Tax and Local Use Tax COMBINED

MUNICIPAL SALES TAX TRADE AREA RATE COMPARISON

| <u>Municipality</u> | <u>January 2024</u> | <u>VS 2023</u> |
|---------------------|---------------------|----------------|
| ■ Downers Grove | \$1,104,379 | 0.64% |
| ■ Darien | \$352,602 | 12.50% |
| ■ Lisle | \$479,933 | 9.13% |
| ■ Lombard | \$984,606 | -9.95% |
| ■ Oak Brook | \$1,117,626 | -1.34% |
| ■ Oakbrook Terrace | \$215,965 | 12.58% |
| ■ Westmont | \$831,513 | -12.11% |
| ■ Woodridge | \$514,237 | 1.40% |



Sales Tax Revenue 2023 - 2024

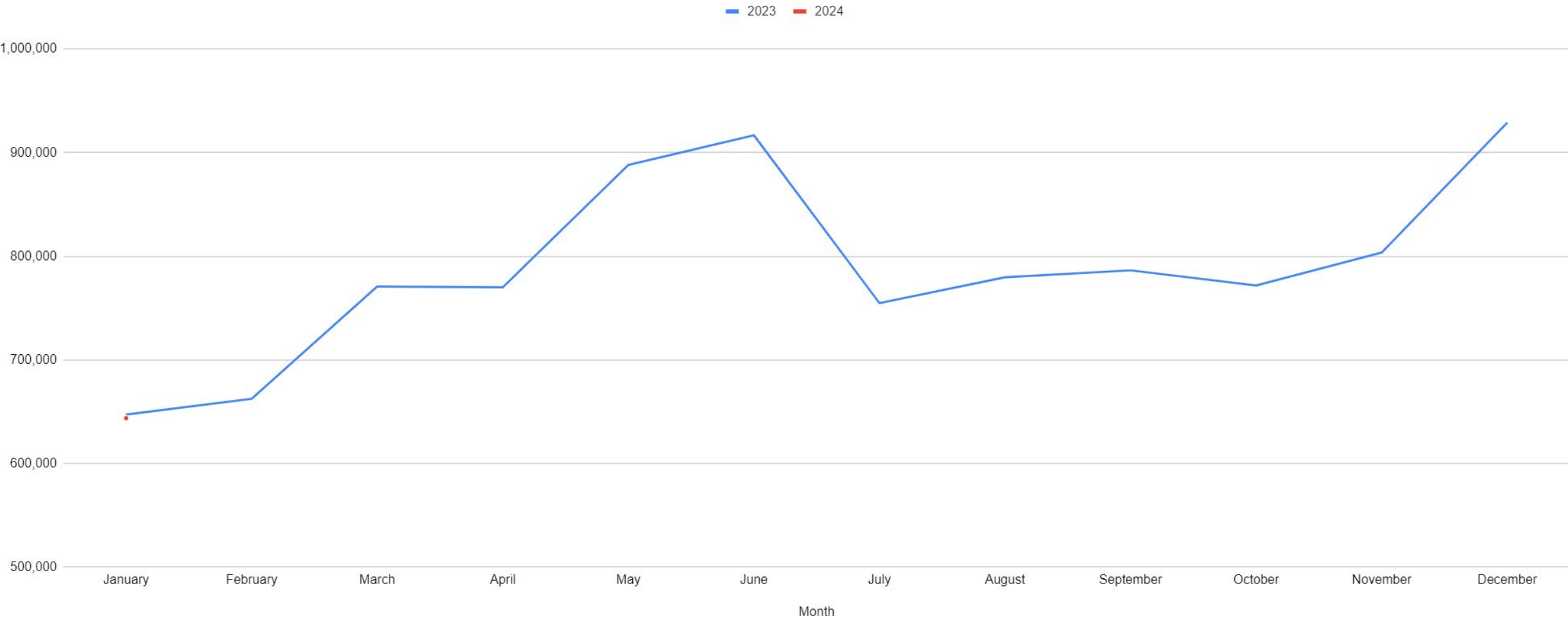


HOME RULE/NON- HOME RULE SALES TAX TRADE AREA COMPARISON

| <u>Municipality</u> | <u>January 20204</u> | <u>VS 2023</u> |
|---------------------|----------------------|----------------|
| ■ Downers Grove | \$643,749 | -0.53% |
| ■ Darien | \$248,252 | 15.03% |
| ■ Lisle | no tax collected | |
| ■ Lombard | \$741,491 | 3.08% |
| ■ Oak Brook | \$471,864 | -4.32% |
| ■ Oakbrook Terrace | \$168,683 | 15.93% |
| ■ Westmont | \$173,189 | -3.18% |
| ■ Woodridge | \$259,221 | -5.47% |



Home Rule Sales Tax Revenue 2023 - 2024



LOCAL USE TAX



January 2024

\$124,683

VS 2023

-29.30%



Local Use Tax Revenue 2023 - 2024



FOOD & BEVERAGE TAX



February 2024

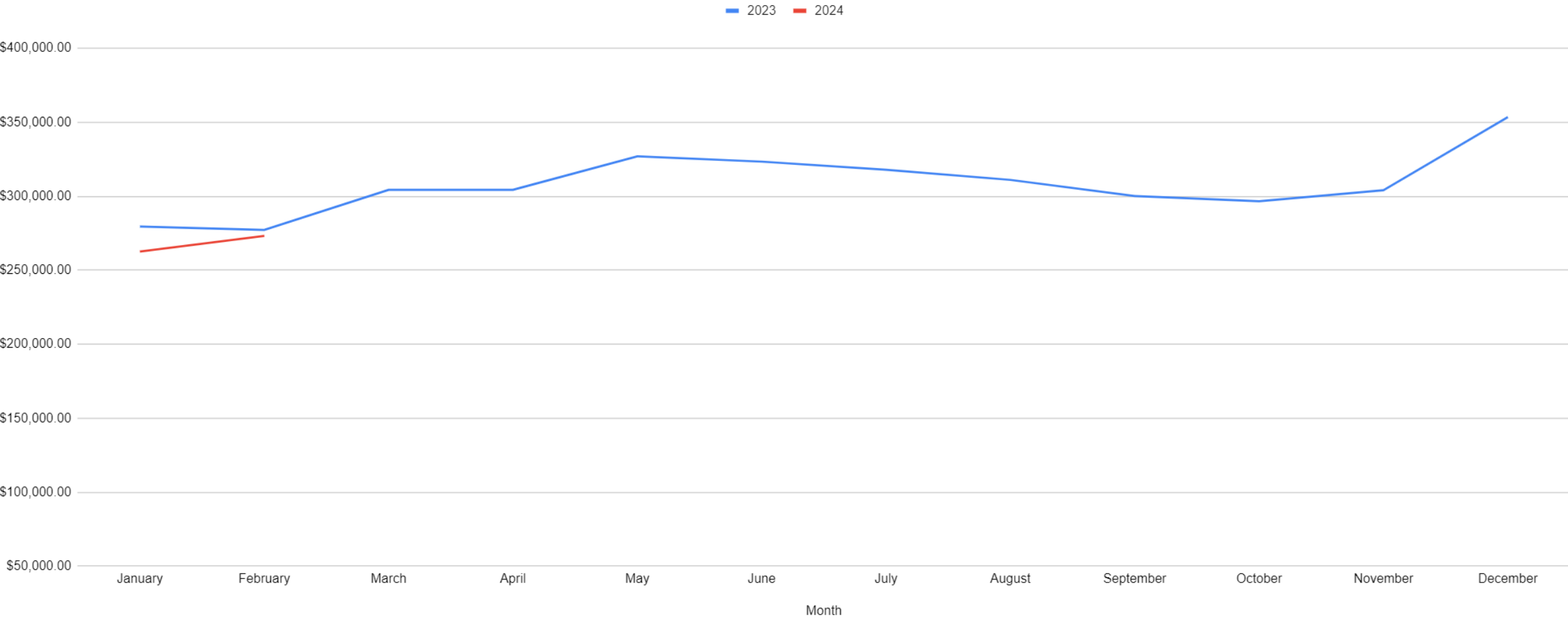
\$273,156

VS 2023

-1.46%



Food & Beverage Tax Revenue 2023 - 2024



HOTEL TAXES



February 2024

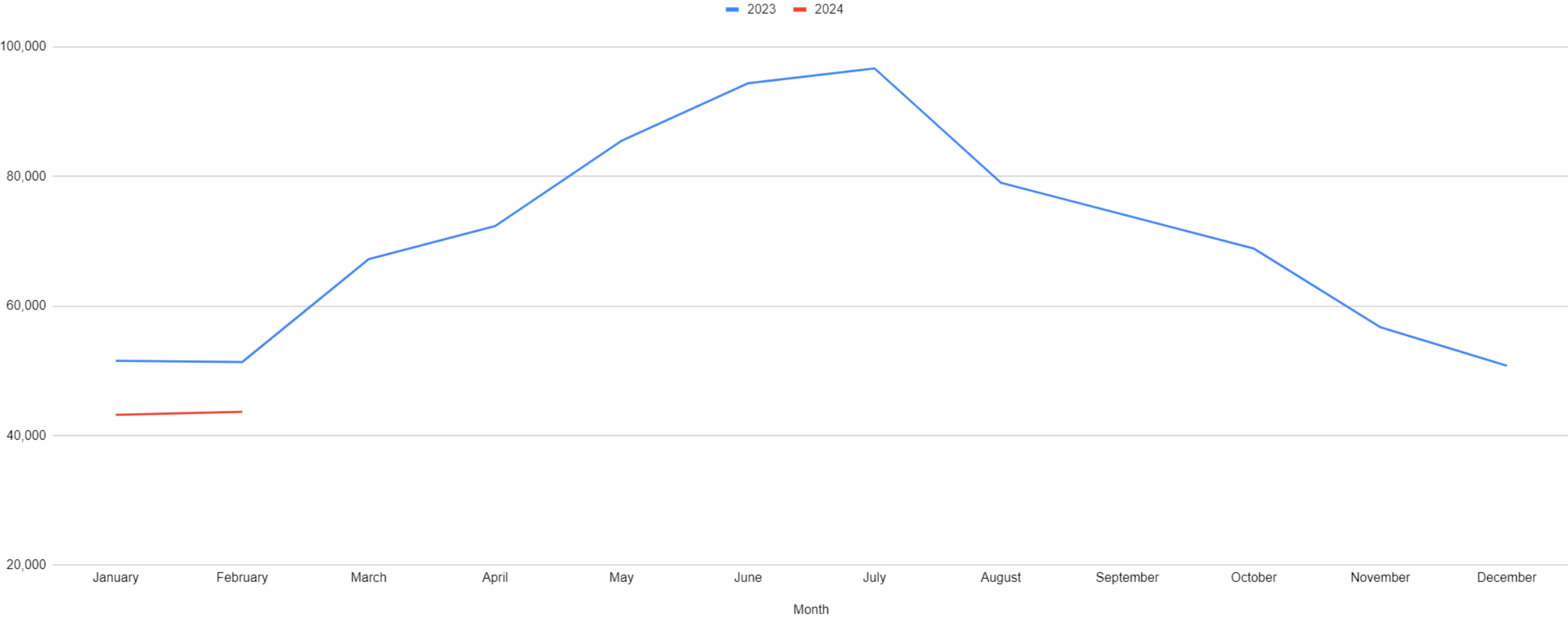
\$43,683

2023

-14.95%



Hotel Tax Revenue 2023 - 2024



UNEMPLOYMENT RATES



February 2024

Downers Grove

3.5%

DuPage County

4.0%