
MONTHLY KEY PERFORMANCE INDICATORS

MAY 2024



RETAIL RELATED REVENUES - SALES TAX, HOME RULE SALES TAX AND LOCAL USE TAX COMBINED



February 2024

\$1,960,673

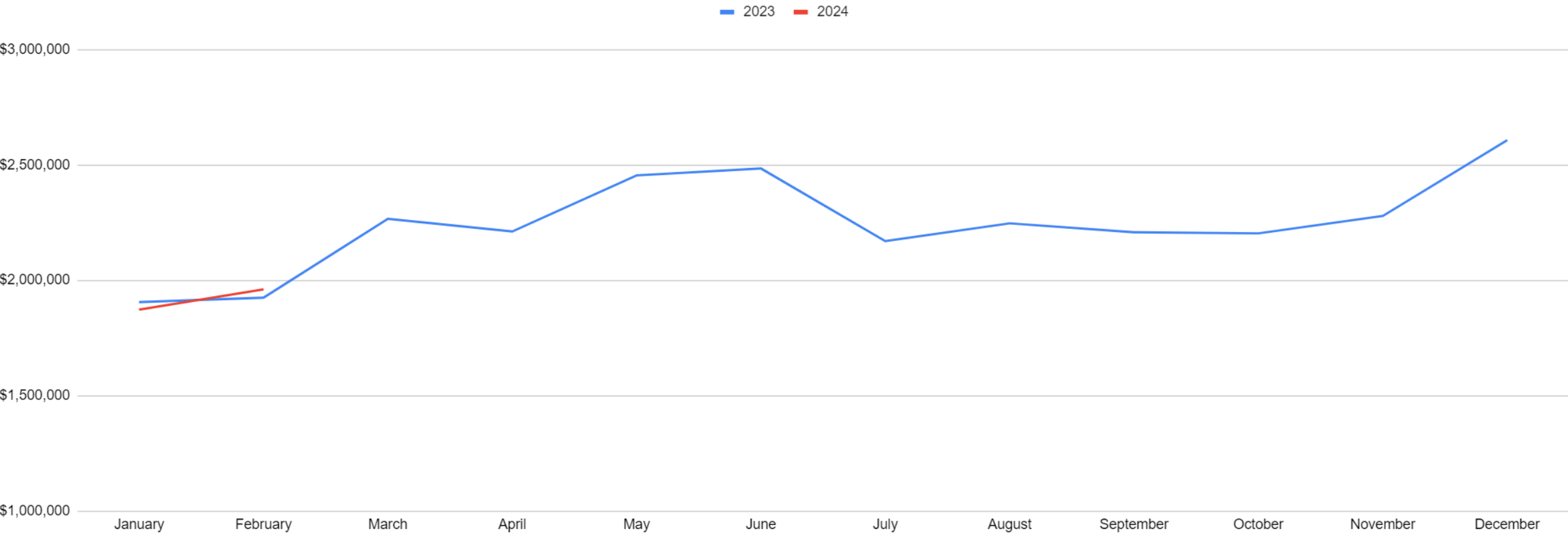
VS 2023

1.88%



Retail Related Revenues 2023 - 2024

Sales, Home Rule and Local Use Taxes Combined



Retail Related Revenues - Sales Tax, Home Rule Sales Tax and Local Use Tax COMBINED

MUNICIPAL SALES TAX TRADE AREA RATE COMPARISON

<u>Municipality</u>	<u>February 2024</u>	<u>VS 2023</u>
■ Downers Grove	\$1,149,092	3.19%
■ Darien	\$312,497	6.0%
■ Lisle	\$490,340	-4.66%
■ Lombard	\$1,025,215	4.01%
■ Oak Brook	\$1,195,080	1.93%
■ Oakbrook Terrace	\$220,687	21.08%
■ Westmont	\$881,669	-3.31%
■ Woodridge	\$534,236	17.61%



Sales Tax Revenue 2023 - 2024

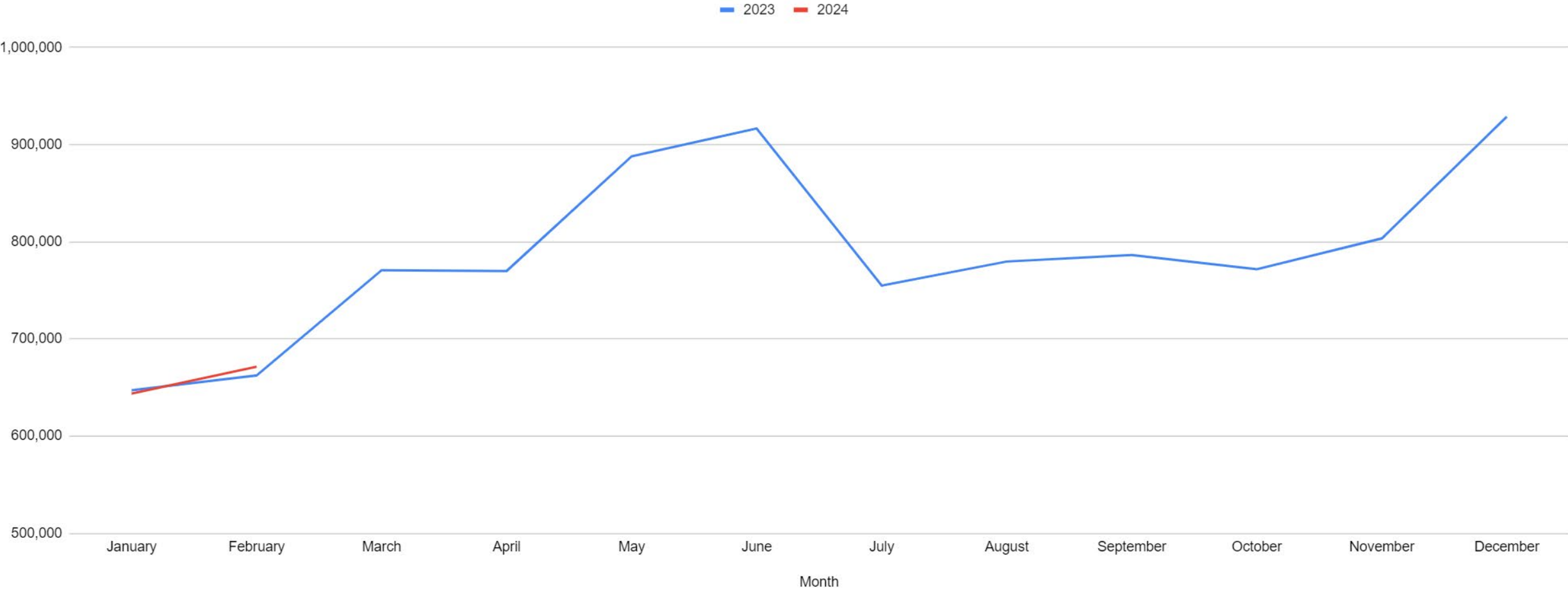


HOME RULE/NON- HOME RULE SALES TAX TRADE AREA COMPARISON

<u>Municipality</u>	<u>February 20204</u>	<u>VS 2023</u>
■ Downers Grove	\$671,405	1.36%
■ Darien	\$216,778	4.10%
■ Lisle	no tax collected	
■ Lombard	\$763,439	7.35%
■ Oak Brook	\$514,890	2.23%
■ Oakbrook Terrace	\$182,024	27.51%
■ Westmont	\$180,508	6.04%
■ Woodridge	\$277,533	11.14%



Home Rule Sales Tax Revenue 2023 - 2024



LOCAL USE TAX



January 2024

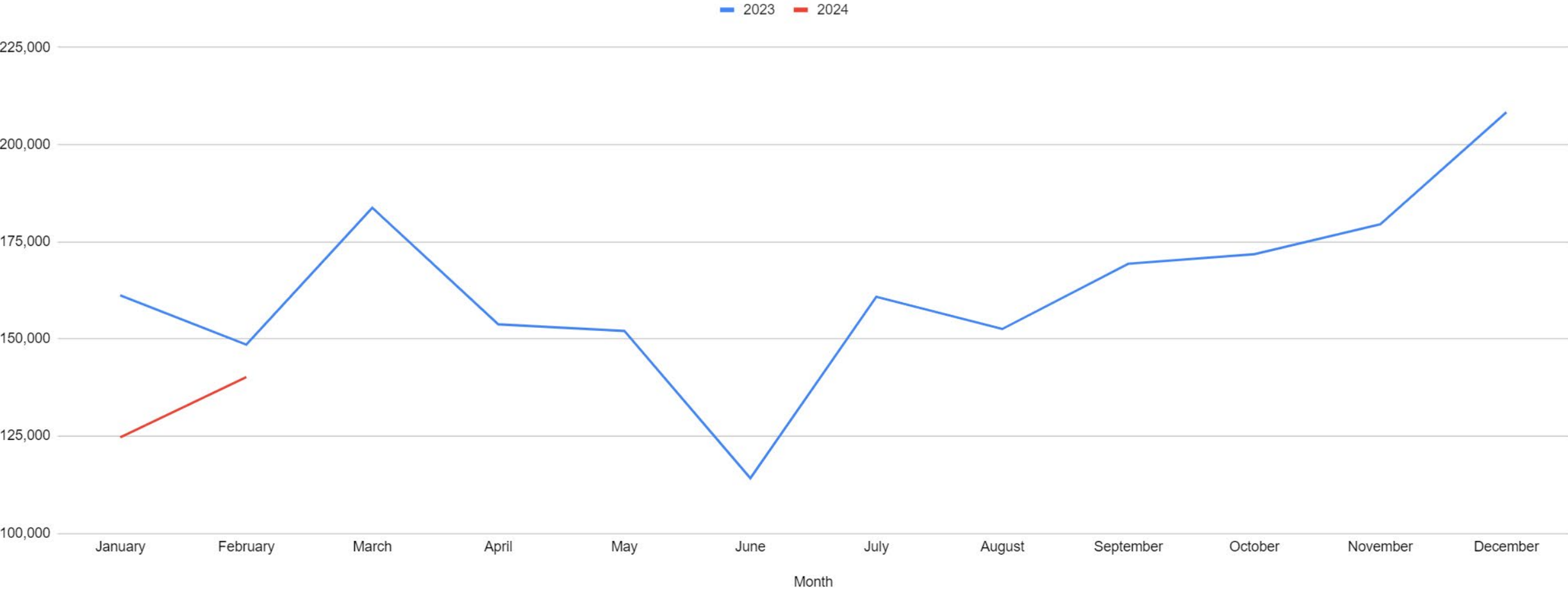
\$140,176

VS 2023

-5.64%



Local Use Tax Revenue 2023 - 2024



FOOD & BEVERAGE TAX



March 2024

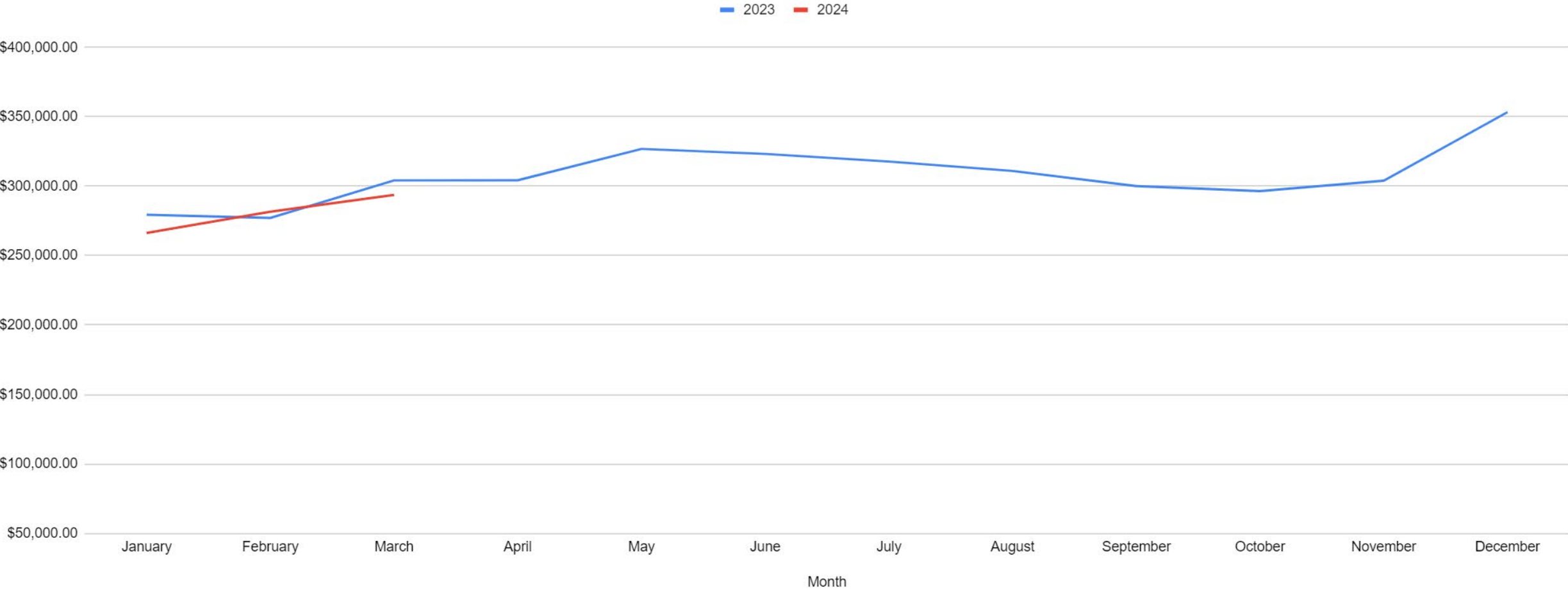
\$293,738

VS 2023

-3.45%



Food & Beverage Tax Revenue 2023 - 2024



HOTEL TAXES



March 2024

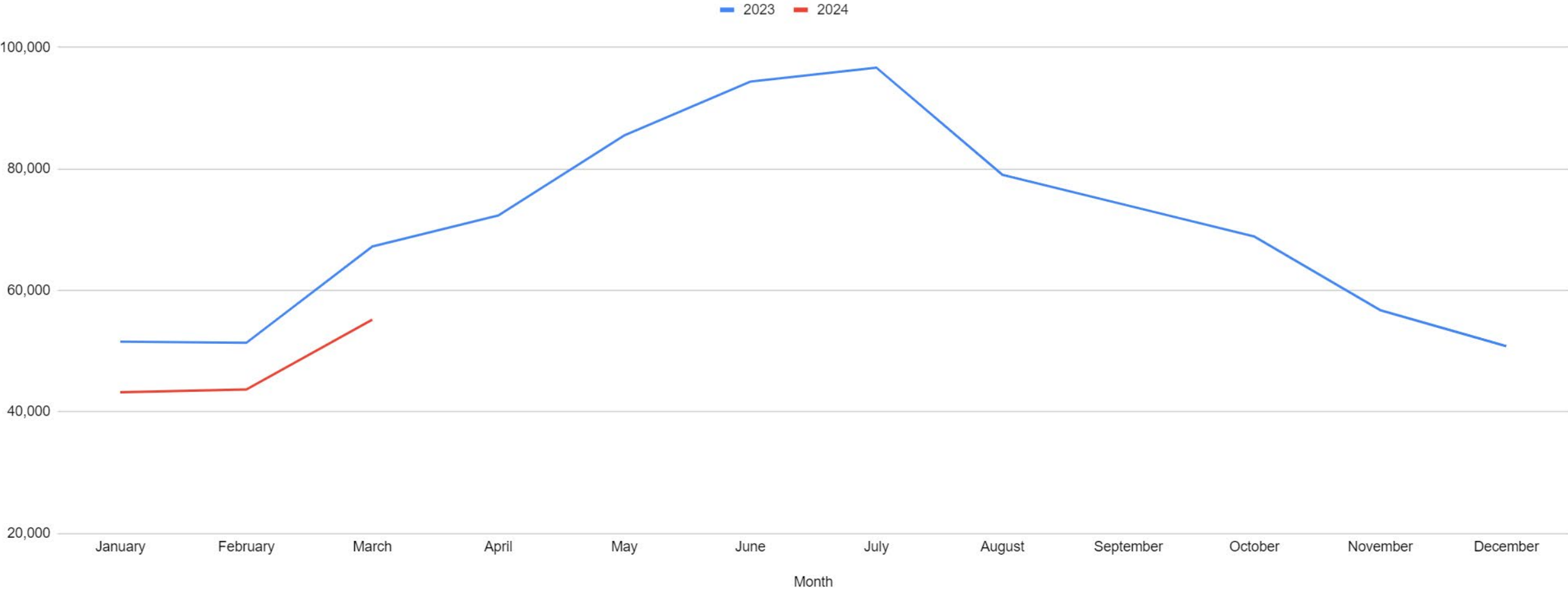
\$55,177

2023

-17.93%



Hotel Tax Revenue 2023 - 2024



UNEMPLOYMENT RATES



March 2024

Downers Grove

3.3%

DuPage County

3.7%